

01

0121

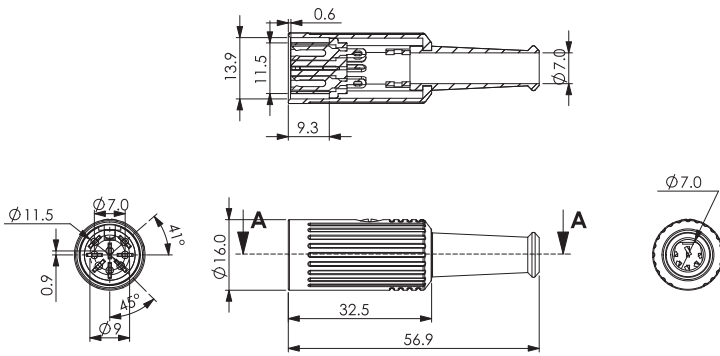
DIN circular connectors



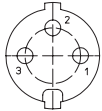
DIN socket, straight version, shielded, with metal housing,
bend protection and solder terminals

01

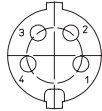
0121



DIN 41524

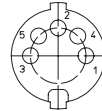


0121 03



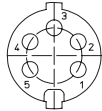
0121 04

DIN 41524



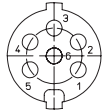
0121 05

DIN 45322



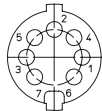
0121 05-1

DIN 45322



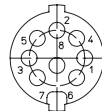
0121 06

DIN 45329



0121 07-1

DIN 45326



0121 08-1

Environmental conditions

Temperature range -20 °C/+85 °C

Materials

Insulating body	PA, V-0 according to UL94
Contact spring	CuZn, silver-plated
Strain relief	steel, nickel-plated
Housing	Zn alloy, nickel-plated
Bend protection sleeve	PVC
Screw	steel, nickel-plated

Mechanical data

Mating cycles 2000

Connectable conductors for solder area

Section	≤ AWG 18 (0,75 mm ²)
Cable diameter	7,0 mm

Electrical data (at T_{amb} 20 °C)

Contact resistance	≤ 30 mΩ (contact spring) ≤ 50 mΩ (housing)
Rated current	≤ 4 A
Rated voltage	100 V AC
Rated impulse voltage	250 V AC RMS/60 s
Insulation resistance	≥ 100 MΩ

Associated products

Counterparts
☑ 0131

01

0121

Designation	Pole Number	PU (Pieces)	MDQ (Pieces)
0121 03	3	50	150
0121 04	4	50	150
0121 05	5	50	150
0121 05-1	5	50	150
0121 06	6	50	150
0121 07-1	7	50	150
0121 08-1	8	50	150

Packaging:

in individual plastic bags, in a cardboard box